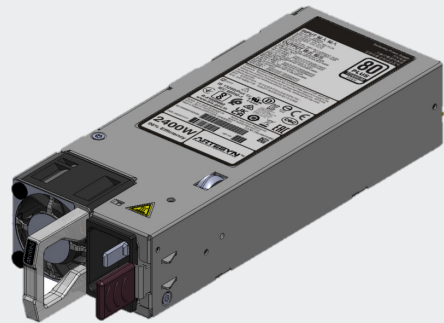


CSU2400AT SERIES M-CRPS POWER SUPPLY

12 V 2400 W Distributed Power System



Advanced Energy's CSU front end series is designed to provide a flexible power conversion solution for compute, storage, and networking equipment in the modular hardware common redundant power supply (M-CRPS). The 2400 W model is in the standard 1 U x 73.5 mm x 185 mm form factor. The CSU power supply series can cover cost-sensitive entry level systems, or power hungry applications where there are space constraints.

DATA SHEET

Front-end Bulk Power

Total Output Power

2400 W at High Line
1400 W at Low Line

Input Voltage

90 to 132 VAC, 180 to 264 VAC,
240 VDC

SPECIAL FEATURES

- Ultra-high density
- 1U power supply
- Active power factor correction
- EN61000-3-2 harmonic compliance
- Inrush current control
- 80PLUS® Titanium efficiency
- N+N, N+1 redundant
- Hot-pluggable
- Active current sharing
- PMBus® compliant
- Closed loop throttle
- Cold redundancy
- Two-year warranty

COMPLIANCE

- Conducted/Radiated EMI Class A Limits
- RoHS
- IEC 62368

SAFETY

- UL/cUL
- CB Test Certificate
- CE Mark
- KC
- EAC
- BIS
- CQC
- BSMI



ELECTRICAL SPECIFICATIONS

Input						
Input Voltage Range and Output Power	90 to 132 VAC 1400 W 180 to 264 VAC 2400 W					
Max Input Current	< 16 A at 100 to 240 VAC					
Frequency	47 to 63 Hz					
Efficiency	96.0% peak, titanium efficiency rating					
Inrush Current	35 Apk, cold start					
Conducted EMI	Class A					
Radiated EMI	Class A					
Power Factor	>0.9 beginning at 10% load					
Hold-up Time	11 ms at full load					
Leakage Current	<0.583 mA					
Output						
	Main DC Output			Standby DC Output		
	MIN	NOM	MAX	MIN	NOM	MAX
Nominal Setting	-0.20%	12.2 V	0.20%	-3.5%	12.0 V	+3.5%
Total Output Regulation Range	-5%	-	+5%	-5%	-	+5%
Dynamic Load Regulation Range	-5%	-	+5%	-5%	-	+5%
Output Ripple	-	-	1%	-	-	1%
Output Current	0 A ¹	-	196.7 A	0 A	-	3 A
Current Sharing Error (CSE) ²	±4% of rated current			-		
Capacitive Loading	3,000 µF ³	-	70,000 µF	270 µF	-	4,700 µF
Output Rise Time	10 ms	-	70 ms	10 ms	-	70 ms

Note:

1. Minimum loading is 5% of rated current for load response testing.
2. From 5% to 100% of rated current.
3. 2,000µF of external capacitance is required for cold redundancy.

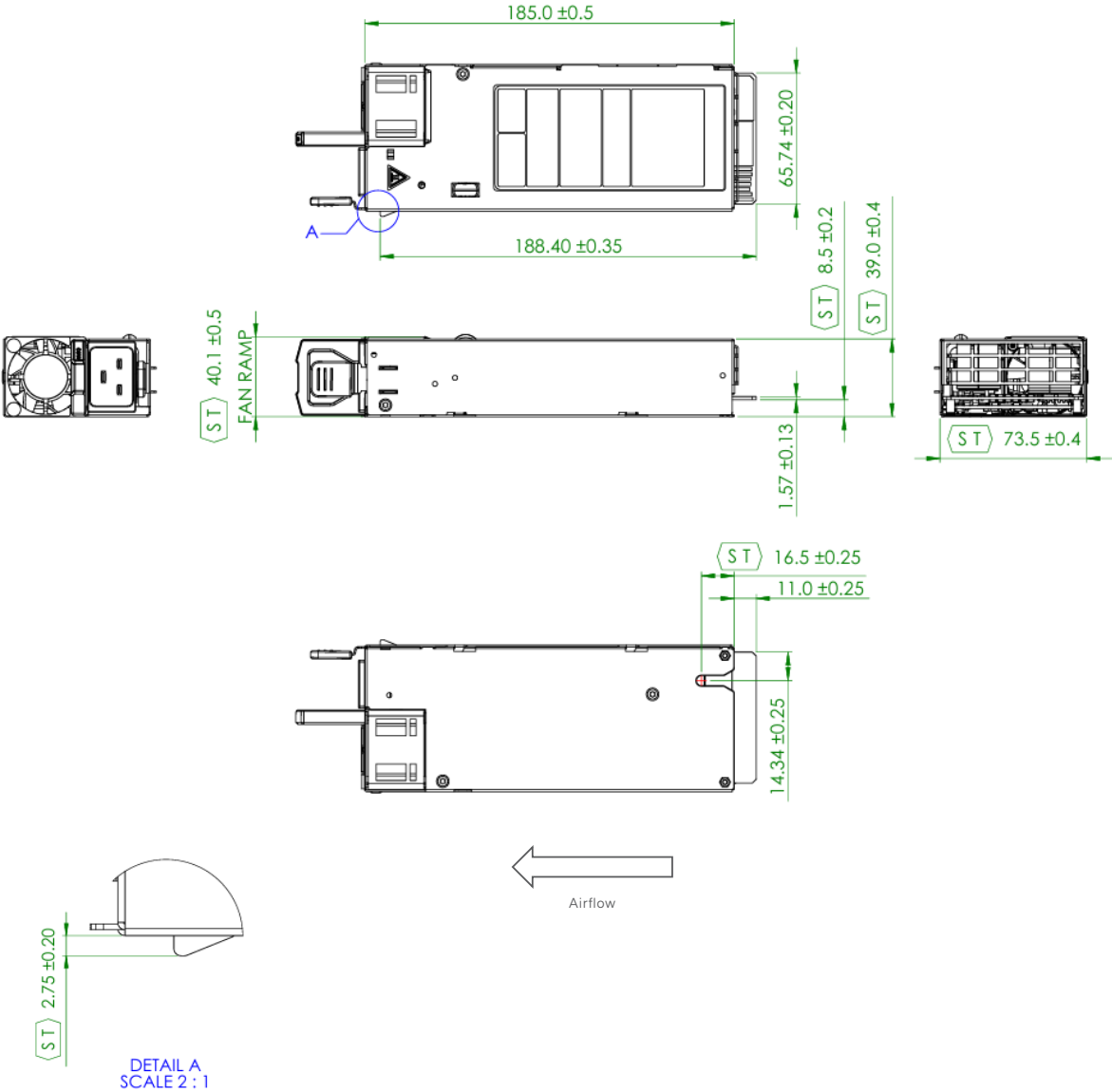
ENVIRONMENTAL SPECIFICATIONS

Operating Temperature	-5 to 55°C full rated power
Operating Altitude	Up to 10,000 feet ¹
Operating Relative Humidity	+5% to 95%, non-condensing
Non-operating Temperature	-40 to +70°C
Shipping and Storage Relative Humidity	+5% to 95%, non-condensing
Non-operating Altitude	Up to 50,000 feet
Vibration and Shock	Standard operating/non-operating random shock and vibration
RoHS Compliance	Yes
MTBF	>400 k hours at 40°C
Operating Life	Minimum of 5 years at 55°C, 80% load, nominal input

¹ Safety creepage/clearance rated for 5,000 m altitude for CQC.

MECHANICAL OUTLINE

Unit: mm



ORDERING INFORMATION

Model Number	Description	Outputs		Airflow Direction
CSU2400AT-3-3M0	1U x 73.5 x 185 mm 2400 W, Titanium efficiency	12.2 V/196.7 A	12.0 V/3.0 A	Forward

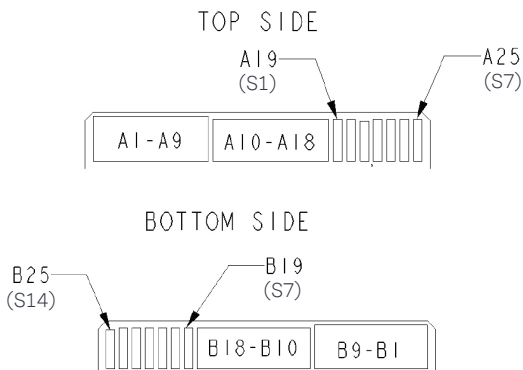
CONNECTOR DEFINITION

Connector Type	On Power Supply	Recommended Mating Connector
AC Input Connector	IEC320-C20	IEC320-C19
Output Connector	Card-edge	FCI Amphenol 10147875-001LF

Output Connector Pin Configuration ¹			
A1-A9 (P1-P3)	POWER GND	B1-B9 (P7-P9)	POWER GND
A10-A18 (P4-P6)	+12V	B10-B18 (P10-P12)	+12V
A19 (S1)	SDA	B19 (S8)	A0 (SMBus Address)
A20 (S2)	SCL	B20 (S9)	A1 (SMBus Address)
A21 (S3)	PSON#	B21 (S10)	12VSB
A22 (S4)	SMBAlert#	B22 (S11)	CR_BUS
A23 (S5)	RETURN_SENSE/PS_KILL	B23 (S12)	ISHARE
A24 (S6)	+12V REMOTE SENSE ²	B24 (S13)	IMON
A25 (S7)	PWOK	B25 (S14)	VINOK

1. Pin name format is "regular connector (high power connector)"

2. Remote sense is not enabled in the current CSU2400AT-3-3M0. Will be enabled in a future model. Contact AE for any details.



ADDRESSING

PMBUS			
A1	A0	Write Address	Read Address
0	0	B0h	B1h
0	1	B2h	B3h
1	0	B4h	B5h
1	1	B6h	B7h

IPMI FRU			
A1	A0	Write Address	Read Address
0	0	A0h	A1h
0	1	A2h	A3h
1	0	A4h	A5h
1	1	A6h	A7h



For international contact information,
visit advancedenergy.com.

powersales@aei.com (Sales Support)
productsupport.ep@aei.com (Technical Support)
+1 888 412 7832

ABOUT ADVANCED ENERGY

Advanced Energy (AE) has devoted more than four decades to perfecting power for its global customers. AE designs and manufactures highly engineered, precision power conversion, measurement and control solutions for mission-critical applications and processes.

Our products enable customer innovation in complex applications for a wide range of industries including semiconductor equipment, industrial, manufacturing, telecommunications, data center computing, and medical. With deep applications know-how and responsive service and support across the globe, we build collaborative partnerships to meet rapid technological developments, propel growth for our customers, and innovate the future of power.

PRECISION | POWER | PERFORMANCE | TRUST

Specifications are subject to change without notice. Not responsible for errors or omissions. ©2026 Advanced Energy Industries, Inc. All rights reserved. Advanced Energy®, AE® and Artesyn™ are U.S. trademarks of Advanced Energy Industries, Inc.